

North Clackamas Arts Guild

NCAG is a 501.c.3 Non-Profit Dedicated to the appreciation and understanding of the arts, the encouragement of new artists, and promotion of art interests throughout the community.

February 2016



New Members Welcome
Open to Northwest Artists of All Skill levels
*****Celebrating our 22nd year*****

www.ncartsguild.com

Dues & Donations tax deductible

Next Meeting

Date: February 9th, 2016

Time: 1-4pm

Place: Oak Lodge Water Dist. Bldg.
14496 SE River Road,
Milwaukie, Or 97267

(See map on our website).

Located on the corner of River Rd & Maple .

Look for the green metal roof.

Enter using door on left side of bldg.

We leave 3 parking spots for the regular OLWD customers

NCAG Contact Information



****Board Members** 2015-2016**

President- Connie Emmons-	503-454-0447
Vice Pres- Char Tritt	971-570-5782
Secretary- Barbara Seliner	503-786-1222
Secretary Alt- ShirleyHewitt	503-659-2866
Treasurer- Diana Strom	971-255-3945

****Committees****

Critique – Gary Michael	503-659-9116
Critique Alt – Pam Davis	503-655-2062
PR & Ads - Jerry Schmidt	503-557-9653
Membership - Jerry Schmidt	503-557-9653
Asst Membership- Diana Strom	971-255-3945
Demos/Workshops- Char Tritt	971-570-5782
Revolving Art -Shirlee Lind	503-722-3845
Hospitality- Dee Todd	503-656-0987
Hospitality -Kathy Brown	503-936-4737
Historian -Sharon Payne	503-654-5613
TRAG liaison – Patti Nelson	503-896-0492
Newsletter/Web- Chris Everest	503-652-1243

Phone or Email updates to Chris at

Misscrunch@gmail.com

Presidents Message:

Dear Members,

We are entering a new year full of hopes, dreams and opportunities to grow in our artworks. Art to many of us can be a vision, a struggle, an awakening, a flow of inspiration sometimes near spiritual and can also help us deal with our own emotions. Not all of us find every moment serene or peaceful but it can be a journey. I have totally enjoyed this past year being your president and am willing to continue one more year with the support of all of you.

We will be opening the Tuesday time slot for FREE PAINT-IN DAY, from 9:30 AM to 12:30 at the Water District Office. Hope you will join us there. For those of you who have not paid dues yet. **LET THIS BE YOUR REMINDER!** And if you have a friend or neighbor that needs to try a new hobby, bring them along to a meeting. We love seeing new faces, and all of us are not yet the artist we want to be. We are all striving to be better. We still need volunteers to sign up for the positions of Vice President, Secretary, and Co-chairman for Hospitality, and our Art Show Committee needs 2 more Volunteers.

We want to thank John Halverson for a wonderful presentation with some great hints on how to use a "T" square for keeping even perspectives using a fly nut to pivot the head at an angle as needed. GREAT TIP! He said it is especially helpful in painting structures as buildings and houses. His use of colors was spectacular, and he shared how easy it is to construct your own frames.

We are exploring an opportunity to work with Three Rivers Art Guild in regards to the Art Show they have planned for August 13th and 14th during the Oregon City Festival of Arts at the End of the Oregon Trails Building. This is still only in a planning phase, but mark your calendars to save the dates and hopefully we can make this work.

Don't forget to bring a painting to the February meeting. The Theme: Hearts, Roses & Love. Good Painting to us all.

One little note of thanks to Gene who surprised us with a fun abstract painting. Your creativity inspires us all!

See you in February.

Sincerely,
Connie



Agenda for Feb 9th

- 11am....Board Meeting
- 1pm..... Critique, bring a painting or two only.
- 1:45pm..General Meeting
- 2:15pm..Refreshment Break/ voting for In House Competition themed '*Hearts, Roses and Love*'
- 2:30-4pm.....Demo/Program


Demo:

Painting Water

We will be watching a choice of DVDs by Jerry Yarnell that address painting water. Jerry is a popular Acrylic TV artist with a series of educational art DVD's. Join us in learning how to



approach painting water to get the movement and shading skills that we can translate into painting rivers, streams, lakes, oceans and waterfalls with confidence.



Gary Michaels Pastel Workshop Part II continues Saturday Feb 6 at OLWD 9:30-3:30

If you don't know what pastel painting is, Pastel is an art medium in the form of a stick consisting of pure powdered pigment and a binder. The pigments used in pastels are the same as those used to produce all colored art media. They are sold in two forms, oil pastels and soft pastels (Gary prefers the



soft pastels).

As a bonus, Gary says pastel sticks can be transported on airplanes, unlike liquid paints, and he takes them on vacations to enable painting what he sees. Pastels are framed under glass with a matt or spacer to protect the painted surface. No drying time needed. Lots of benefits to this art medium.

October Workshop Results were viewed

Students brought in their larger paintings done in Shirlee Lind's NCAG October Workshop.

It was fun to see all the different takes on a Venice scene. Very colorful results!

These were Acrylic Collages with Texture and included using oatmeal for the foliage, foam board for adding layers to the



buildings, 3-D Stucco effects on the walls, etc. Isn't Art Fun!!!



January's Demo was very colorful!

Our thanks go out to NCAG Member John Halvorsen for the demo he presented at the January meeting. John shared a variety of his paintings which showed he has a wide range of interest and some serious talent.

He usually works in one of three realms, realism, atmosphere with mist and fog, or the use of bright colors. The beach scenes were nearly photorealistic, yet



the landscapes he shared for the demo used a riot of bright and very unconventional colors – the colors


might be used abstractly (red roads, blue trees, etc.) but the paintings themselves are not abstracts. If the color was removed and you looked at his art in black and white it would still be very recognizable. The color added a lot of fun and excitement for the viewer.

John's process: He said he lightly draws his composition on canvas and makes any adjustments required, using angles to create added interest, before painting the first layer of acrylic paint onto the shapes




. Most of his painting ideas come from his head. Several of his examples were rolling hills of vineyards, each successive field a different color than the adjacent ones. He admits he likes to put a lot of colors in his paintings and before he is finished he will probably change the color and paint over each section at least three times. Complementary colors are in the back of his mind as he chooses which colors to add for highlights or to place adjacent to each other. Since color is a personal choice he feels you should use the colors you like. By using fast drying acrylics, it is easy to paint over an unwanted color until he is satisfied.

John used the Triangle rule to help trick the viewers eye and keep them traveling around the painting by placing a color at all three points of a triangle, much as we have been taught to do with items like rocks for composition. Using a script brush, he outlines the various colors which emphasized them even more. Dried paintings are covered with a finish spray by Winsor Newton. These colorful paintings attract buyers at shows he has been in and they sell well.



Hint: Always make sure your acrylic paint brush is damp before you start painting to help the paint move!
Hint: Drill a hole in the intersection of a T-square and attach a wing nut in the hole. Now the T-square can be angled to make a line more consistent when painting toward a vanishing point (esp useful with architecture).
Hint: Make your own frames economically with narrow strips of wood available at Home Depot. Use two layers of thin wood strips. Attach with brad nails into the sides of your canvas. No mitered edges are needed, just straight cuts. The second layer can be added on top of the first and covers the raw edge of the first layer. It produced a floating frame effect! Corners on the outer layer can be filled with wood filler and sanded down & painted. Even large paintings can be framed this way for less than \$20.



Excerpts from January Critique



Diana Strom Art- Winter Snow scene



Gene Yates Art- Self Portrait in Hat



Marshall Baretta Art- Rush bird



Shirlee Lind Art- Ore City Carnegie Center.



Marshall Baretta Art- Mt Hood



Jerry Schmidt Art- Gypsy with glass ball.



Sandie Jelinek Art- Home thru cypress

I apologize for blurry photos, I am trying to get used to a different camera and apparently used the wrong mode. Sorry to the wonderful artists.

Also, Due to limited time, please only bring one or two paintings to the critique in February. Thanks, Chris



Patti Kraft Art- House with long drive



Visitor Alex DeLaney Art. Fold out comic book cover art.



Visitor Lynn Shell Art- Pet Portrait. Jerry Schmidt reports his step daughter has only been painting for 4 months.

Free Paint Days Changing in January

The NCAG is moving our weekly free paint days from Wednesday to Tuesdays after reports that more could attend on Tuesdays.



Time: 9:30-12:30 on all Tuesdays except on the 2nd Tuesday of the month when we have our general meetings.

Location: Oak Lodge Water District Building

14496 SE River Road, Milwaukie, Or 97267

(See map on our website).

Located on the corner of River Rd & Maple St.

Look for the green metal roof., enter on Left side of building.

This is an opportunity for artists to bring their supplies and something they are working on and just paint with friends and fellow artists.

Coffee and camaraderie provided. Artists don't always have to paint alone.

★ For those that cant make the Tuesday Free Paint Days, we will be planning a Saturday Free Paint Day the Saturday following each monthly meeting.

Famous Artist Quote

"Creativity is allowing yourself to make mistakes. Art is knowing which ones to keep".

Scott Adams

Scott Raymond Adams is an

American cartoonist, creator of the Dilbert comic strip and the author of several nonfiction works of satire, commentary, business, and general speculation.



Watercolor Art Paper Available

Contact our Treasurer Diana Strom at 971-255-3945 if you are interested in purchasing discounted watercolor paper for \$2.00/large sheet (less than 50% of normal purchase price!) Paper was donated by Kay McKay, proceeds to benefit the NCAG. Two brands available, 80# Strathmore and 140# Arches



Your Board Members Busy at Work

Pictured L-R below is the NCAG Board for 2015-2016,

Char Tritt- Vice-President

Barb Seliner- Secretary

Diana Strom- Treasurer

Connie Emmons- President

As you know, Char and Barb are stepping down from the Board at the end of their current terms in April.

They explained their job duties and how much they have gotten out of serving the Guild.



Both have elected to keep a portion of the duties they have been doing that were in addition to serving on the Board. Char will continue as Workshop Coordinator and Barb as our Meals on Wheels Community Outreach Coordinator.

We are now accepting nominations/volunteers to fill their empty spots...try it out and become an integral part of the future success of the Guild. We need a full complement of Board members to maintain our Non-Profit Status which allows dues and donations to be tax deductible as well as provides discounts on some Guild purchases like our storage locker. Contact any Board member for info.



NCAG Committee openings

1)Hospitality team is looking for new volunteers to set up/clean up after our refreshment breaks.

Contact Kathy Brown or Dee Todd for more information, or contact a board member.



2)We are also in need of someone with ability to input updates on the Guild Website monthly. Contact Chris Everest for more information.



In House Competition

Here is a fun competition for our members at the NCAG February 9th meeting!

Hearts Roses and Love

Any media, Any size

Bring a tabletop easel to display your painting
Members present will vote on favorites
Ribbons awarded to top 3 winners
Winners showcased in next NCAG newsletter

Use your imagination and show us what love means to you! Good luck artists!!

Call to Artists

Juried 24th Annual **Colored Pencil Society of America** International Exhibition. Artwork must be 100% colored pencil.

Deadline March 31, 2016.

For entry information download the prospectus at www.cpsa.org/INA

Have you heard of the Torrit Grey Competition?

Gamblin's Oil Paint Company, located in Portland, recycles pigments they recover from their Torit air filtration system each year. These combined pigments produce a grey paint which they then make into 37ml paint tubes that are given away with purchase of Gamblin materials through local fine art material retailers while supplies last. This store promotion runs each year through the end of April in celebration of Earth Day, it not only recycles pigment dust into paint but focuses artists on the importance of recycling, studio and environmental safety. After receiving the free paint, you can paint a picture with a palette limited to white, black and Torrit Grey and enter their online competition in the Fall. Winners get a supply of art supplies!

Photos of past years and more information available on line at <http://www.gamblincolors.com/torrit.grey/index.html>

2016 Tradeshow,
Lecture Demos & Workshops,
Tools & Techniques Tradeshow
March 16, 2016 11am-4pm
Providence Willamette Falls Comm Center
519 15th Street, Oregon City
to register –
clackamasartsalliance.org

Art
Extravaganza!

Call to Artists

Three Rivers Artist Guild's
Oregon City Festival of the Arts



August 13 & 14, 2016
End of the Oregon Trail Interpretive Center
1726 Washington Street
Oregon City

Deadline March 15, 2016

This is a juried art show open to residents of Oregon and Washington.
The goal of the event is to promote visual and performing artists, heritage community, tourism groups and local food and beverage vendors to create a unique community event. This event will be free to the public.
For complete information and to apply online visit www.threeriversartistguild.com

Call to Artists

Lake Oswego Festival of the Arts

Artist's Vision – Juried Exhibit
The Noun Show – Person, Place or Thing

Location: Lakewood Center, Upper
Hallway



A popular venue for both
emerging and established artists in 2D and 3D arts.

Deadline: 5 pm, February 16, 2016

More information [http://clackamasartsalliance.org/calls-to-artists-lake-oswego-festival-of-the-arts/on Artist's Vision-Juried Exhibit](http://clackamasartsalliance.org/calls-to-artists-lake-oswego-festival-of-the-arts/on-Artist's-Vision-Juried-Exhibit)

Call to Artists

Lake Oswego Festival of the Arts

Art in the Park
Fine Art & Craft



Location: George Rogers Park

An outdoor booth show in Lake Oswego's George Rogers Park, Art in the Park showcases original hand-crafted fine art and craft in fifteen categories.

Deadline: 5 pm, February 26, 2016

More information <https://www.lakewood-center.org/pages/Art-in-the-Park-2016-Call-for-Entry>

See you at the Meeting Feb 9th!

