

North Clackamas Arts Guild

NCAG is a 501.c.3 Non-Profit Dedicated to the appreciation and understanding of the arts, the encouragement of new artists, and promotion of art interests throughout the community.

November 2015

New Members Welcome
Open to Northwest Artists of All Skill Levels
Celebrating our 22nd year



www.ncartsguild.com

Dues & Donations tax deductible



Next Meeting:

Date: November 10th, 2015

Time: 1-4pm

Place: Oak Lodge Water Dist. Bldg.
14496 SE River Road,
Milwaukie, Or 97267

(See map on our website).

Located on the corner of River Rd & Maple

Look for the green metal roof.

Enter using door on left side of bldg.

We leave 3 parking spots for the regular OLWD customers



NCAG Contact Information

Board Members 2015-2016

President- Connie Emmons-	503-454-0447
Vice Pres- Char Tritt	971-570-5782
Secretary-Barbara Seliner	503-786-1222
Secretary Alt-ShirleyHewitt	503-659-2866
Treasurer-Diana Strom	971-255-3945

Committees

Critique – Gary Michael	503-659-9116
Critique Alt – Pam Davis	503-655-2062
PR & Ads - Jerry Schmidt	503-557-9653
Membership- Jerry Schmidt	503-557-9653
Asst Membership- Diana Strom	971-255-3945
Demos/Workshops-Char Tritt	971-570-5782
Revolving Art -Shirlee Lind	503-722-3845
Hospitality- Dee Todd	503-656-0987
Hospitality -Kathy Brown	503-936-4737
Historian -Sharon Payne	503-654-5613
TRAG liaison – Patti Nelson	503-896-0492
Newsletter/Web-Chris Everest	503-652-1243

Phone or Email updates to Chris at

Misscrunch@gmail.com

Presidents Letter from

Connie Emmons



Dear members,

We had a great October meeting and enjoyed seeing so many handmade cards for our Gladstone Meals On Wheels. Another big thank you to Barbara Seliner for great gifts for gift prizes for drawing. Great job to our Hostesses with the mostest, Dee Todd and Kathy Brown! Beautiful table settings. Thanks again.

We really appreciate each and every one who continue to support and join in our work and fun. Speaking of fun, we held a great Art Show and Sale at Liz's Creative Cafe the 17th & 18th. Come to our next meeting to see the Peoples Choice Winner and find out who won all the ribbons! "Kudos!" to to all my helpers who made this show and competition a success. Thank you's to: Diana Strom, Chris Everest, Jerry Schmidt, Barbara Seliner, and the great support of Liz's staff and Liz for her help in judging our artists. Thank you Liz!

Make a notation that Liz is looking for artists to add to a revolving artist program. Contact Liz for more info.

Looking forward to seeing guest artist Cindy Lommasson doing Chinese Brush and ink drawings & sharing techniques at our November Demo.

Dont forget to bring in more Harvest theme cards for our drawing for Meals on Wheels project. Have fun creating, and see you next meeting!

Sincerely,

Connie Emmons



Happy Thanksgiving



We are starting a Wednesday paint group from 9:30 to 12:30 and have been okayed by the Water Board to use their space. So look forward to seeing more art works completed each and every Wednesday. Come join the fun! We started Oct 28th.

Agenda for November 10th Meeting

11:00 Board Meeting-Committee heads encouraged to attend, Members welcome.

1:00 Critique- Bring a painting or two to share .

2:00 General Meeting,

Collect cards made for Meals on Wheels and receive tickets for prize drawing.

2:30 Break for refreshments and social time.

3-4:00 Free Demo


Free Demo:

Chinese Brush Painting by Cindy Lommasson

Cindy has a BA in Art from Portland State University and teaches Chinese brush painting, emphasizing relaxation through painting practices. She teaches (sumi-e) as an artist in residence at area schools and private workshops to both children and adults. She also



maintains her studio practice in both sumi-e and encaustic painting. Her works have been exhibited throughout Oregon and juried into many shows. She strives for compositional simplicity and sparseness of form leaving room for the viewers imagination to fill in the details.



It is important to get into a calm frame of mind and she hopes her work allows viewers to enjoy that sense of tranquility as well.

What a great tool to help relax before the holidays.

For more info or a list of her classes visit her website, www.cindylommasson.com



Comfort Corner

The Guild is sending Get Well Quick wishes to both

NCAG Members Vera West and Gary Michael who are both recovering at their homes following surgeries that have them off their feet for awhile.



Paint for Fun Day Nov 14th

Join other NCAG artists for a Saturday of painting together, no class, just bring a project to work on and enjoy painting!

Bring your own supplies and finish up a project you have started or start a new one!

Location: Oak Lodge Water Dist Bldg
14496 SE River Road, Oak Grove, Or
Time: 9:30am-3pm

Coffee/Tea and Cookies

Cost: \$2:00, Register with Char at 971-570-5782



Dec 8th NCAG Meeting 'In- House Competition' Is your art ready to enter?

**Theme: Holiday/Winter
Any media.**

Any size.

**Bring a tabletop easel
Members present will vote
Ribbons awarded top three winners
Winners showcased in January News
Good luck Artists!!**

Also happening at the Dec 8th Meeting:

Our Annual Holiday Party!

Pot Luck Lunch-bring a favorite dish!
Holiday Collage Card Making from old cards.
Info to include in an Artist Bio.
Fun, food and friends-Hope to see you there!

Famous Artist Quote


"My contribution to the world is my ability to draw. I will draw as much as I can for as many people as I can for as long as I can. Drawing is still basically the same as it has been since prehistoric times. It brings together man and the world. It lives through magic".

Keith Haring

American artist Keith Haring was best known for his graffiti-inspired drawings, which he first made in subway stations and later exhibited in museums.




Excerpts from October Critique



Sandie Jelinek Art- Stairway near Oregon City Elevator




Jerry Schmidt Art- Lovely lady on plywood with clock built in.



Pam Davis Art-Floral Still life



Pam Davis Art- Darkened center of flowers showing depth.



Gene Yates Art- Stormy Coastal Scene with Lighthouse

Bring a painting or two to the next Critique and show us what you have been up to. The critiques are gentle and informative for everyone. We discuss what we like about your art and you may get suggestions on how to make it even better, if possible. The critiques are a favorite part of the meetings for most members.



Barb Seliner Art- Pumpkin Eyes Seasonal Art draws us in.



Jerry Schmidt Art being reviewed by Alt Critique Master Pam Davis and the group.

I am thankful for all our wonderful member artists who bravely share their art each month and for those that volunteer when tasks are needed. And a special thank you to our wonderful NCAG Board Connie, Char, Diana, Jerry and Barb. For all the hours and work put in on behalf of the Guild both at meetings and behind the scenes. It is exciting to see the Guild grow and try new things.

Chris Everest
NCAG Editor





October Card Project

NCAG Secretary Barb Seliner reports a good response to the October Card Project for our Meals on Wheels ongoing project. Members



brought in a nice variety of cards they had made for the recipients. For each card made, Barb put a ticket into a drawing for art related prizes. Our winners in the Oct drawing were Pauline Logsdon (shown selecting her prize with Barb below left) and Patti Kraft (shown below right). We will continue card making in November for another drawing. The theme will be Fall or Thanksgiving next time. So keep the cards coming, we need about 25 for the Gladstone Meals on Wheels recipients/month.



Joanne Cody

NCAG Member Joanne Cody passed away Oct 4th following a long illness. Joanne had been an active member of the Guild, serving as a past President and was elected to Secretary a couple years ago. I remember she bought a word processor for that job since her computer was no longer functional. She got out her first months minutes before becoming too



ill to continue, but had arranged for Shirley Hewitt to be her alternate. She renewed her membership this year which continued to support the Guild even though she knew she was unable to attend meetings.

Although small in stature, she was tall on wit and charm and a delight to work with on the NCAG Board. No one could resist her smile or say No to her which made her a real asset to the nominating committees before many elections.

Joanne started painting in her 30's and enjoyed the painting process, trying her skill at oils, acrylics, watercolor and glass painting. She will be missed and remembered fondly. Those who attended her service were treated to wildflower seeds to nourish the hummingbirds she loved. She was a bit of a hummingbird herself, small and energetic, and I will think of her each time I see one from now on.



Rebate from Art Shows Received



NCAG Member John Halvorsen

delivered a rebate check for \$70 to the Guild at the October meeting. The check was 70% of the \$5/day entry fees that NCAG members made to participate in Art Shows held this summer at Bob's Red Mill. What a great way to help out the Guild! John has been coordinating our participation and signing up artists to show and sell their work the past couple years. He said there was room for more artists and encouraged us to keep the shows in mind for next summer. That venue seems to draw a lot of people who appreciate and buy art. The members who did participate said it was fun, they made some sales (no commission on sales taken) and even did some networking that led to other opportunities for the Guild, like meeting Liz from Liz's Creative Café where our recent Fall Into Art Show was held.



Textured Collage Workshop Well Attended

Many of those attending Shirlee Linds Workshops on Oct 10 and 17th had not used textural elements in paintings before and we learned a lot. Shirlee had provided a variety of patterns and her expertise to help in the process. Below is a pic of some of the first days work. Shown (L-R) are Char Tritt, Linda Fields and Dee Todd with the beach scenes they chose.



And photos from the second day of the workshop with students working on their Venice or other scenes



What fun we all had! 11 signed up.



Inspiring Water Color Portrait Demo

Chris Stubbs delivered a wonderful Demo at the October meeting on painting portraits with Water Colors. A skull sat on her demo table which wasn't a Halloween decoration. She used it as an effective way to give the anatomy lessons on landmarks of the

head and face needed to draw a portrait successfully, i.e. the width of the cheekbones determine how oval or square a face is and how the angle of the lower jaw turns below the level of the mouth in a front view. And did you know the eye holes of the skull change very little with age from children to adult, giving kids the big eye look we love.

She doesn't mind if some of the original drawing still shows in the final phase...although you had to look quite close to see it on the large portraits she had brought with her (seen below). She referred back to these by their name often during the Demo, they were like having additional instructors.



We even got in-depth advice on how to shape eyes and where to put shadows of the eyelids and the highlights in the iris. Amazing details, and each step had the anatomy of the face and head to support it making it seem so logical, i.e. The whites of kids eyes are bluer than adults whose get a tinge of red or yellow as they age. We also lose some of the outer dark color ringing our iris as we age which makes adult eye color fade. And don't forget the tear ducts, more prominent in adults. Fine details of eyes required a dry surface and that may be a place to use watercolor pencils for final touches. Nostrils needed to be angled toward each other toward the front with a hard surface at the top and lifted out color from the lower edge by using a dampened brush (giving a 3-D effect of the opening going into the nose). Avoid two round black holes for nostrils or it will look like a pig face, not a good look in a portrait.

Hints: Chris prefers the 300# cold press

paper because it doesn't buckle when drying. But suggests if you do buy thinner paper you can dampen both sides and lay it on plexiglas to paint and it will hold flat.

She uses a variety of watercolor brands for specific colors and their properties. The new Golden QOR watercolors don't fade like regular watercolor paints do when drying, but can't be lifted with a damp brush like other brands which makes highlighting more difficult. She uses both types depending on her need of which property. Her preferred shade of green for around the eyes was Grahams Permanent light green.



She started by laying in lots

of color next to each other

over a dampened pencil drawing of a small child. The adjacent colors blended naturally on the damp paper.

From that simple drawing, whose composition drew you into the portrait, the layers of color gave way to more purposeful insertion of shadows.

She used green in the facial shadows around the eyes to cool those areas, avoiding blue or purple as it can easily make the subject look sickly or dead.

She made sure to put lots of red across the cheeks and nose area to bring them forward and indicate the blood red

color of healthy skin. Reflected clothing color was added under the chin.



For contact info on Chris Stubbs and more art see her website www.lakeareaartists.com /ChrisStubbs Gallery.

Thanks Chris for sharing your time and skills with us.




NCAG Attracting New Members

A warm welcome to our newest roster additions!



NCAG Member Rhoda Bohr
and
NCAG Member Gordon Kruse
We look forward to seeing their art
and getting to know them both .

Do you know an artist who would enjoy NCAG?



Open to All Northwest Artists

North Clackamas Arts Guild

Membership Application/ Renewal Form

Dues are \$30 Annually, renewal due on January 1st
Make check payable to NCAG
Mail to: Treasurer NCAG, PO Box 220004
Milwaukie, Or 97269-0004

Name _____ Ph _____

Address _____

City _____ State _____ Zip _____


Email _____

New Member Renewal of Membership Today's Date _____

Please send me my newsletter via Email or US Postal Delivery

www.ncartsguild.com

New members joining the last quarter of the year can join for \$10 if they pay the next years dues at the same time, total \$40 will provide membership thru Dec 2016!



If anyone would like to donate instructional art tapes or DVD's to the NCAG library that they no longer use, they can bring them to the Sign-In table at any meeting. Jerry Schmidt is our current Librarian and has compiled a list of contents of the 60 videos we have, a donation from Debbie Muhle. The Library is mostly VHS format, but some editions will be made available in DVD for ease of member use. The compiled master list includes mostly TV artists Bob Ross, Jerry Yarnell, and Gary Jenkins on a variety of subjects and various media. It's always a good day when you learn something new!

Brush Facts: The Filbert Brush

A filbert is a narrow, flat brush with hairs that come to a rounded point. Used on its side, a filbert gives a thin line; used flat it produces a broad brush stroke; and by varying the pressure as you apply the brush to canvas, or flicking it across, you can get a tapering mark.




Fall Into Art Show held Oct 17 & 18



A small but varied show was held with plenty of ribbons for winners in 4 categories. Our thanks to Liz's Creative Café for sharing her space.



Winners will be announced at November meeting. Voting for the 'Peoples Choice' award went to Barb Seliner for her 'Inquisitive Birds'.



See you Nov 10th!

All Winners will be announced at November meeting.