

North Clackamas Arts Guild

NCAG is a 501.c.3 Non-Profit Dedicated to the appreciation and understanding of the arts, the encouragement of new artists, and promotion of art interests throughout the community

October 2015

New Members Welcome
Open to Northwest Artists of All Skill Levels
*****Celebrating our 22nd year*****



www.ncartsguild.com

Dues & Donations tax deductible

Next Meeting:

Date: *October 13, 2015*

Time: *1-4pm*

Place: *Oak Lodge Water District Bldg. 14496 SE River Road, Milwaukie, Or 97267*

(See map on our website).

Located on the corner of River Rd & Maple
Look for the green metal roof.

Enter using door on left side of bldg.

We leave 3 parking spots for the regular OLWD customers



NCAG Contact Information

****Board Members** 2015-2016**

President- Connie Emmons-	503-454-0447
Vice Pres- Char Tritt	971-570-5782
Secretary- Barbara Seliner	503-786-1222
Secretary Alt- Shirley Hewitt	503-659-2866
Treasurer- Diana Strom	971-255-3945

****Committees****

Critique – Gary Michael	503-659-9116
Critique Alt – Pam Davis	503-655-2062
PR & Ads - Jerry Schmidt	503-557-9653
Membership- Jerry Schmidt	503-557-9653
Asst Membership- Diana Strom	971-255-3945
Demos/Workshops- Char Tritt	971-570-5782
Revolving Art -Shirlee Lind	503-722-3845
Hospitality- Dee Todd	503-656-0987
Hospitality -Kathy Brown	503-936-4737
Historian -Sharon Payne	503-654-5613
TRAG liaison – Patti Nelson	503-896-0492
Newsletter/Web- Chris Everest	503-652-1243

Phone or Email updates to Chris at

Misscrunch@gmail.com

Presidents Message from Connie Emmons

Dear members,

I want to thank Diana Strom for supplying us with storage shelves to organize our storage room at the Water District Building. It makes a big difference to have things readily available for meetings.

We had a memorable meeting and enjoyed a real feast for snacks. Another big thank you to the job Kathy Brown and Dee Todd are doing as our hospitality team. Also thank you to those members who shared their treats and garden fresh veggies. We really appreciate each and every one who continue to support and join in our work and fun.

Speaking of fun, we greatly enjoyed Bea Greenings Demo sharing her techniques and secrets to success in creating wonderful water colors. This information is useful in both acrylics as well as watercolor painting. When I asked Bea to do a demo of the Star Gazer lily, I was not aware how very allergic she is to the flower. I think it was grand of her to do the demo. Judging by the number of questions, we all learned a lot- especially me! Gracie Evans told us a cute story about a little girl with freckles who had been teased at school. Her parent took her out to the garden and showed her the beautiful "Freckle Flower". ...a fragrant and beautiful "Star Gazer Lily", you can guess the end of the story.

Our plans for next meeting include: a Demo on portrait painting by Chris Stubbs working in water colors. You wont want to miss this one.

We will have a drawing for a special prize in October. We are giving out tickets for cards you make for the Meals on Wheels Program. Please paint a card and bring it to our meeting. People who are "Shut-ins" really do appreciate our contribution.

To all the artists who are interested in showing art October 17th & 18th at Liz's Creative Cafe, we will be collecting art at the next meeting. If you have not filled out the entry form, do so before or at the meeting on October 13th. We have 4 categories: 1. Seasonal, 2. Portraits, 3. Animals or 4. Pen, Ink, Pastels, and Mixed Media. Paintings can be no larger than 24" X 30". Limit two paintings/member, \$ 5.00 each painting. We are planning a drop-in Open House at the Cafe Friday Oct 16th from 5-8pm so the artists can drop in and see the art show and check out the competition. There is a no host bar with beer, wine, tea available from the Café and complimentary snacks. See last page of newsletter for more about the Art Show.

This will be another opportunity to show and sell our talents, and maybe win a ribbon!

Have fun creating, and see you next meeting!

Sincerely,
Connie Emmons



Agenda for Oct 13th Meeting:

11:30am....Board Meeting.

Committee chairs encouraged to attend,
Members welcome.

1:00pm....Critique- bring only one painting to share
this time to allow for longer demo.

1:30pm.....General Meeting

2:00pm....Break for refreshments and social time
with other artists.

2:30-4:00pm...Free Demo by Chris Stubbs

Demo:

Chris Stubbs, from Lake Area Artists, will give a free
demo on Watercolor Portraits.

Chris is an art instructor and an award-
winning watercolorist with Signature
Membership in the Northwest Watercolor
Society. She is also a member
of the

Watercolor Society of
Oregon, where her

paintings
have won
numerous

awards including several "People's
Choice" awards.

www.lakeareaartists.com /ChrisStubbs
Gallery



Upcoming Demos:

Nov 10- Cindy Lomasson

Free Demo on Chinese Brush Painting.

Cindy emphasizes relaxation through painting practices.

She teaches (sumi-e) as an artist in
residence at area schools and private
workshops to both children and adults.

She also maintains her studio practice in
both sumi-e and encaustic painting. Cindy
has exhibited her work throughout Oregon

and her work has been juried into many group shows.

Contact cindylomasson@comcast.net or 503-203-8300
if interested in her other workshops and events.



Dec 8- NCAG Holiday PotLuck,

No Demo

..,but food, fun and friends!!



Meals on Wheels Cards- Drawing for prizes!

NCAG Secretary Barb Seliner has clarified the plan
for cards made for the Gladstone Meals on Wheels. "For
every card you make and bring to the meeting, you will get a




ticket to put in a container. There will
be a drawing at both October and
November meetings for a lovely prize
(art related). This is NOT a

competition, each card you make for MOW gives
you another chance to win". Multiple entries are
encouraged as we need 25 cards to give each month we do
cards for the recipients.

The card theme for October is 'Halloween or Fall' and for
November is 'Thanksgiving'.

For Sept, Barb had made little note pads with animal
covers in lieu of cards, and plans on sending chapsticks
for December to let them know we are thinking of them.



Member News

NCAG Member Shirley Hewitt painted a great rendition of
the new Tillicum Crossing Bridge. Her art was selected by
the Greater Portland Postal Consumer Council to represent
their "Bridging the Future-Together" Pinnacle Awards
program. They select a different painting each year that
represents one of the Portland bridges. 14 signed and
numbered prints are made and given as coveted awards to



business partners at
their Fall convention.

The original art will
be framed by them
and hung in the
Board room of the
main Portland Post
Office for the year.

The artist is

acknowledged at their Fall Convention and wall
calendars with the painting printed on them are given
out to all attendees. Extra calendar copies are
provided the artist. If you would be interested in

painting for this project next year, contact Tracey Dunlap at
4tracey@gmail.com or phone Tracey at 503-799-8622 to be
considered. Shirley is the third NCAG artist selected to
participate in this program.




Member News

NCAG Member Syndi Michaels received

notice of being one of the top 100
runner ups (out of over 2000 entries) in
the annual Southwest Art Magazines'
2015 Artistic Excellence competition. Check out

the Dec issue to see Syndi's entry "His Royal
Highness". For more info on this online competition see
<http://www.southwestart.com/competitions-contests>



Famous Artist Quote

"Nature is not only all that is visible to the eye...it also includes the inner pictures of the soul".

Edvard Munch
1863-1944



Welcome to the NCAG !! NCAG Member John Flower

We look forward to seeing his art and getting to know him better.



NCAG Workshop Update:

'Collage- A textured technique Using Acrylics'



Shirlee Lind - Instructor

Oct 10th & Oct 17th 10am-3pm

Oak Lodge Water District Bldg.

If you aren't registered yet, contact Workshop Coordinator Char Tritt at 971-570-5782 to save a spot for this event.

Shirlee will be teaching a workshop on

her exciting Collage with Textures and Acrylics

technique that gives her art a wonderful 3-D effect.

Shirlee is an experienced instructor who has taught art in both the Community Ed program in Gladstone and at Clackamas Community College.

She is giving students a choice of two topics. A smaller beach scene that is a one day workshop on the 10th for a tuition of \$20 or the larger Venice painting

(seen at right) that requires both days as it needs the week to dry before finishing and is \$20 per day (\$40).

A supply list was printed in the September Newsletter (also available online at www.ncartsguild.com just look under newsletters for the Sept edition) .

Questions, contact Shirlee at 503-722-3845 or Char at 971-570-5782.



Are you a Workshop Instructor?

We have openings for additional workshops. If you or someone you know would make a good NCAG Workshop Instructor, contact the Workshop Coordinator Char Tritt at 971-570-5782.

Class size is usually limited to 12.

Plan Ahead and Paint for the Next 'In-House Competition' December 8th, 2015

Our next NCAG 'In- House Competition' will be held at the December meeting and will be Holiday themed.

Any size,
Any media,
Ribbons awarded top 3 winners!
Winners showcased in Jan News.

First 'Paint for Fun' Day Planned

The NCAG board and members at the regular meeting like the idea of having social get togethers where we can just "paint for fun", no class, just painting what you want with other artists. A good chance to finish a painting, work on a Holiday gift, or just get to know each other better!

We got the date approved at the Oak Lodge Water District Building (where we have monthly meetings) for **Saturday Nov 14th from 9:30am-3pm** and we will see how it goes. We can plan future 'Paint for Fun Days' if the group wants to continue them.

- > \$2 to cover coffee and muffins, money paid on day of event, not needed in advance.
- > Bring a sack lunch and your painting supplies.
- > If interested, put it on your calendar and let Char Tritt know as space is limited to the first 12 artists.

> **Char Tritt-Coordinator** [971-570-5782](tel:971-570-5782)



Fall In-House Competition Held



First Place Winner Marshall Baretta



Second Place Winner Gene Yates




Third Place Winner Kay McKay

With all the lovely entries it wasn't hard to imagine the Fall theme had arrived, despite the hot summer we had. Here are the other entries into the competition. Thank you to all the artists who entered




FALL



Bea Greenings Demo a good learning opportunity!

Watching an artist paint is one of my favorite ways to spend an afternoon. Beas' September Demo on painting florals in watercolor yielded tips learned from years of practice and generated interesting questions from the audience at every step. Although we didn't have time to complete the painting, we did get the feel for what supplies were needed and the steps to take to be successful. For those who couldn't attend, here is a recap.

Although she usually studies a flower from life before painting it, by using a photo she can enlarge the delicate forms on her computer to fully appreciate the anatomy of each flower. {continued next page}



Bea makes use of a light box to transfer her initial reference drawing to the 140lb watercolor paper that she prefers, (it dries faster than 300lb paper because it is thinner and it also costs less). Bea then took a kneaded eraser shaped like a cigar and rolled across the paper to remove any extra graphite from the drawing. The faint remaining drawing was visible enough to use as a guide but didn't blend graphite into the paint. Since she dislikes using masking fluid to preserve the 'light' areas of a watercolor painting, she paints the light colors first. The light areas are usually the main focus, which in the demo case was the flower.

Each petal of the Star Gazer Lily was painted individually after first wetting just that section with a brush dipped in water. She painted the petals from



the base to the tip and reminded us that a petal isn't all one color so

check your reference photo/or flower for shading and color changes. Note the curled edges of some petals and shade them accordingly to give them dimension. By alternating petals, wet ones were allowed to dry before painting the adjacent area (avoiding wet paint 'blooming' or leaking into other damp areas). Vivid colors can be obtained with watercolors (usually renowned for their pastel effects) by adding multiple layers of the color. Each layer of paint lays down more pigment and brightens the hue. This is how she added the dark freckle details on the flower petals after the initial layers of color had dried.

Bea admits trying to paint upright on an easel isn't ideal for watercolors. Paper normally would be laid flat to prevent dripping and then tilted to move wet paints into each other for blended effects. She demonstrated the wet into wet on areas of background colors. It was fun to watch the dabs of paint do things on their own that you couldn't do with actual strokes of the brush! With the paint still wet, texture effects can also be accomplished by adding salt granules to absorb small areas of paint. Watercolor pencils can be used if needing more detail, and she said she will probably use them to add some finishing touches to the freckles. We look forward to seeing her finished painting when it is completed, she promised to bring it back at a later meeting.

Hint: Watercolor pencils work best on hot press paper because it is smoother than cold press paper. But the more textured cold press paper is better for some other applications.

Bea prefers to use Arches or Kilimamjaro brand watercolor paper. She used a quarter of a sheet in this demo as they come quite large.

Thanks Bea, we appreciate your skills and willingness to share.



NCAG Art Show/Sale-'Fall Into Art'



Changed from a one day event to two!

Dates: October 17th - 3-9pm (Sat)

October 18th 9-9pm (Sun)

Location: Liz's Creative Café

9401 SE 32nd Milwaukie, 97222

North of Providence Milwaukie

Hospital.

Drop off: October 13th at NCAG Meeting
or at the NCAG workshop Oct 17, Oak Lodge
Water District Building.

Bring entry form and fee with art to dropoff.

Pick up art: Mon Oct 19, 10am-Noon at café

unless pick-up prearranged with Connie Emmons.

Remember- Size limited to 24x30" including frame,
2 painting limit / \$5 per painting entered

Art Must be securely framed with wire hangar on back.

If you bring a table top easel, label it with your name.

If you would like to help sit at the show for a few hours

Sat or Sun or help with the art pickup on Monday let

Connie know at- 503-454-0447

Encourage your family and friends to
come view & vote for the Peoples Choice!!



Excerpts from September Critique



Diana Strom Art-Sunlit grapes on the vine.



Patti Kraft Art- Reverse painting on glass, framed in a cabinet door.



Patti Kraft Art- A study, with photo in center of painting, to see if she could match up colors and shapes.



Guest Rita Townley Art- Flower Basket

Please bring just **one** painting to Octobers Critique to leave time for our longer Demo.
Thanks




Danna B Art- Pigs climbing thru, just plain fun.



Patti Kraft Art- Yellow flower with dark bands left side and bottom.



Gene Yates Art- Done in acrylic, copied self from his watercolor one done last month-seen at R.



Gene Yates August version

Gene Yates Art-Trees on hillside



Gene Yates Art- Yellow trees on hillside.

Art Hint: Gene says he uses glycerin instead of medium with his acrylics with good results.



Barb Seliner Art- Owl Face, but many saw other things in it as well!

See you at the Meeting Oct 13th!



